



**Program Summary:** The Iowa Retirement Investors' Club (RIC) 403b Plan is your employer's supplemental retirement savings benefit designed to help eligible employees\* save a portion of current wages to supplement IPERS and Social Security income in retirement. There are no vesting requirements! Participants enjoy many benefits such as:

- Automatic deductions from payroll
- Tax advantages (pretax & Roth\*) and possible tax credit of up to \$1,000
- Diversified, no-load, low-cost investment options
- Flexible income options in retirement











**Want to roll money in from an outside retirement account?**

Eligible outside retirement plan assets (457, non-Roth IRA, 401k, 403b, etc.) may roll into and out of RIC at any time.

**Enrollment begins by choosing a RIC Provider**

RIC providers shown below have everything you need to open your accounts, select investments, and begin salary reductions. Enrollment is generally year-round.

Provider Enrollment Options	 corebridge financial (formerly AIG)	 EMPOWER	 Horace Mann	 VOYA FINANCIAL™
 Online	Enroll online <sup>Ⓜ</sup>	(Online enrollment not available)	Enroll online <sup>Ⓜ</sup>	Enroll online (403b) <sup>Ⓜ</sup>
 In person (request a meeting)	<b>515-240-1233</b>	<b>833-999-IOWA (4692)</b>	<b>844-895-0980</b>	<b>515-698-7973</b>
 Over the phone	Shawn.Monahan@corebridgefinancial.com Area agent list	Email Empower Area agent list	Mike.Reiter@horacemann.com Area agent list	VoyalowaRICInbox@Voya.com Area agent list
 Print forms	Print enrollment forms	Print enrollment forms	Print enrollment forms	(Print forms not available)

Corebridge Financial (formerly AIG), Empower, Horace Mann and Voya offer a variety of investments (see page 2) including no-fee guaranteed interest accounts, low-cost mutual funds, and target date funds. Investment advisors are available to explain the investments and answer questions at no extra cost. Income options include flexible periodic payments, lump sums, lifetime income, or any combination. Visit the RIC website or contact an advisor for historical fund performance, fixed interest rates, and more provider information.

	 AMERICAN FIDELITY a different opinion	 EQUITABLE	 National Life Group	 Security Benefit
Phone (enrollment)	<b>918-504-6669</b>	<b>319-362-0054</b>	<b>877-903-9257</b>	<b>800-747-3942</b>
Phone (customer service)	<b>800-662-1113</b>	<b>800-628-6673</b>	<b>877-903-9257</b>	<b>800-747-3942</b>
Website	<a href="https://americanfidelity.com/">https://americanfidelity.com/</a>	<a href="https://equitable.com/">https://equitable.com/</a>	<a href="https://balanced-opportunities.ipx-sys.com/">https://balanced-opportunities.ipx-sys.com/</a>	<a href="http://www.securityretirement.com/">http://www.securityretirement.com/</a>

American Fidelity, Equitable, National Life Group, and Security Benefit offer a variety of investments (see page 3) that may include guaranteed interest accounts, variable annuities, and mutual funds. These products may contain annual contract fees and advisor fees (see page 3). Investment advisors may be available to explain the investments and answer questions (fee may apply). Product conditions and distribution options are available directly from the provider. Visit the provider website or contact the provider for more information.

\*Certain 403b plan options and eligibility requirements are established by your employer. See plan details at [https://das.iowa.gov/RIC/403b/plan\\_details](https://das.iowa.gov/RIC/403b/plan_details).

# RIC 403b At-A-Glance (page 2 of 3)

## Investments – Corebridge (formerly AIG), Empower, Horace Mann, Voya

There are 2 basic types of investments offered (see illustration to the right). The chart below lists the provider’s available fund options in each fund category, which includes target date funds. All funds must meet investment policy standards and undergo annual reviews by RIC and an outside investment consultant. There are no restrictions or fees for fund or provider transfers and eligible distributions.

Fund fees shown include all fees reported at the time of this chart’s last update. For the most accurate fees, visit the provider website. Fixed rate accounts have no fees.



### Fixed rate accounts

- Declared rate of interest
- Fixed period of time
- No market risk
- Guaranteed by provider
- No fees
- No maturities or restrictions



### Variable rate mutual funds

- Variable rates of return
- Principal and earnings can vary daily
- Varying degrees of risk
- No guarantees
- No sales charges/loads/contract fees
- No maturities or restrictions

Corebridge				Empower			Horace Mann			Voya		
	Investment Name	Ticker	Fee	Investment Name	Ticker	Fee	Investment Name	Ticker	Fee	Investment Name	Ticker	Fee
Low Risk	VALIC Fixed-Interest Option			Guaranteed Int. Acct			Horace Mann Stable Value Solution			Voya Fixed Plus III		
	Vanguard Federal Money Market (Inv.)	VMFXX	0.25				Vanguard Federal Money Market (Inv)	VMFXX	0.31	BlackRock Liquid Fed. Trust (I)	TFFXX	0.35
Income	Vanguard Interim-Term Bnd Index (Adm)	VBILX	0.21	Eaton Vance Income Fd of Boston (R6)	EIBRX	0.81	Loomis Sayles Core Plus Bond (N)	NERNX	0.58	Voya Intermediate Bond (R6)	IIBZX	0.47
	Allspring Core Plus Bond (R6)	STYJX	0.44	JPMorgan Core Bond (R6)	JCBUX	0.49	Vanguard Total Bond Mkt Index (Adm)	VBTLX	0.25	Fidelity US Bond Index	FXNAX	0.21
	DFA Inflation-Protected Securities (I)	DIPSX	0.25	Vanguard Total Bond Market Index (I)	VBTVX	0.18	Vanguard Inflation-Protected Sec (Adm)	VAIPX	0.30	BlackRock Inflation-Protected Bond (K)	BPLBX	0.69
	Vanguard High-Yield Corporate (Adm)	VWEAX	0.27	PIMCO Real Return (Instl)	PRRIX	0.62	PGIM High Yield (R6)	PHYQX	0.58	Voya High Yield Bond (R6)	VHYRX	0.81
Balanced							American Fds Capital World Bond (R6)	RCWGX	0.68	Dodge & Cox Global Bond (X)	DOXLX	0.55
	Vanguard Wellington (Adm)	VWENX	0.31	American Fds American Balanced (R6)	RLBGX	0.40	Vanguard STAR (Inv)	VGSTX	0.51	Amer Fds American Balanced (R6)	RLBGX	0.43
	Vanguard Target Retirement Income	VTINX	0.22	BlackRock LifePath Index Retirement (K)	LIRKX	0.24	Vanguard Target Retirement Income	VTINX	0.28	Amer Fds 2010 Date Retire (R6)	RFTTX	0.46
	Vanguard Target Retirement 2020	VTWXX	0.22	BlackRock LifePath Index 2025 (K)	LIBKX	0.24	Vanguard Target Retirement 2020	VTWXX	0.28	Amer Fds 2015 Date Retire (R6)	RFJTX	0.48
	Vanguard Target Retirement 2025	VTTVX	0.22	BlackRock LifePath Index 2030 (K)	LINKX	0.24	Vanguard Target Retirement 2025	VTTVX	0.28	Amer Fds 2020 Date Retire (R6)	RRCTX	0.48
	Vanguard Target Retirement 2030	VTHRXX	0.22	BlackRock LifePath Index 2035 (K)	LJJKX	0.24	Vanguard Target Retirement 2030	VTHRXX	0.28	Amer Fds 2025 Date Retire (R6)	RFDTX	0.50
	Vanguard Target Retirement 2035	VTTXX	0.22	BlackRock LifePath Index 2040 (K)	LKXX	0.24	Vanguard Target Retirement 2035	VTTXX	0.28	Amer Fds 2030 Date Retire (R6)	RFETX	0.51
	Vanguard Target Retirement 2040	VFORX	0.22	BlackRock LifePath Index 2045 (K)	LHXX	0.24	Vanguard Target Retirement 2040	VFORX	0.28	Amer Fds 2035 Date Retire (R6)	RFFTX	0.53
	Vanguard Target Retirement 2045	VTIVX	0.22	BlackRock LifePath Index 2050 (K)	LIPXX	0.24	Vanguard Target Retirement 2045	VTIVX	0.28	Amer Fds 2040 Date Retire (R6)	RFGTX	0.54
	Vanguard Target Retirement 2050	VFIX	0.22	BlackRock LifePath Index 2055 (K)	LIVXX	0.24	Vanguard Target Retirement 2050	VFIX	0.28	Amer Fds 2045 Date Retire (R6)	RFHTX	0.55
	Vanguard Target Retirement 2055	VFFVX	0.22	BlackRock LifePath Index 2060 (K)	LIZXX	0.24	Vanguard Target Retirement 2055	VFFVX	0.28	Amer Fds 2050 Date Retire (R6)	RFITX	0.56
	Vanguard Target Retirement 2060	VTTXX	0.22	BlackRock LifePath Index 2065 (K)	LWXX	0.24	Vanguard Target Retirement 2060	VTTXX	0.28	Amer Fds 2055 Date Retire (R6)	RFKTX	0.56
	Vanguard Target Retirement 2065	VLXVX	0.22				Vanguard Target Retirement 2065	VLXVX	0.28	Amer Fds 2060 Date Retire (R6)	RFUTX	0.56
	Vanguard Target Retirement 2070	VSVXX	0.22							Amer Fds 2065 Date Retire (R6)	RFVXX	0.56
Domestic Equity	Vanguard Equity-Income (Adm)	VEIRX	0.33	MFS Value (R6)	MEIKX	0.58	MFS Value (R6)	MEIKX	0.63	Vanguard Equity Income (Adm)	VEIRX	0.37
	Vanguard Institutional Index (I)	VINIX	0.18	Vanguard Institutional Index (I)	VINIX	0.18	Vanguard Institutional Index (I)	VINIX	0.24	Fidelity 500 Index	FXAIX	0.20
	Fidelity Total Market Index	FSKAX	0.16	Vanguard FTSE Social Index (Adm)	VFTAX	0.29	Vanguard Total Stock Mkt Index (Adm)	VTSAX	0.24	Vanguard FTSE Social Index (I)	VFTNX	0.30
	MFS Massachusetts Inv. Gr. Stock (R6)	MIGNX	0.51	MassMutual Equity Opportunities (I)	MFVZX	0.89	MFS Growth (R6)	MFEXX	0.70	JPMorgan Large Cap Growth (R6)	JLGMX	0.62
	DFA US Vector Equity (I)	DFVEX	0.42	JPMorgan Large Cap Growth (R6)	JLGMX	0.59	Victory Sycamore Established Val (R6)	VEVRX	0.74	American Century Mid Cap Value (R6)	AMDVX	0.80
	Vanguard Mid Cap Index (I)	VMCIX	0.18	MFS Mid Cap Value (R6)	MVCKX	0.77	Vanguard Mid Cap Index (Adm)	VIMAX	0.25	Fidelity Mid Cap Index	FSMDX	0.21
	Carillon Eagle Mid Cap Growth (R6)	HRAUX	0.78	Vanguard Mid Cap Index (I)	VMCIX	0.19	Voya MidCap Opportunities (R6)	IMOZX	1.03	T. Ro Prc Diversified Mid-Cap Gro (I)	RPTTX	0.86
	DFA US Targeted Value I	DFVXX	0.43	JPMorgan Mid Cap Growth (R6)	JMGXX	0.85	JPMorgan Small Cap Value (R6)	JSVUX	0.94	DFA U.S. Targeted Value Port (I)	DFVXX	0.47
	Vanguard Small Cap Index (I)	VSCIX	0.18	American Cent Small Cap Value (R6)	ASVDX	0.89	Vanguard Small Cap Index (Adm)	VSMAX	0.25	Fidelity Small Cap Index	FSSNX	0.21
	Vanguard Explorer (Adm)	VEXRX	0.48	Vanguard Small Cap Index (I)	VSCIX	0.19	JPMorgan Small Cap Growth (R6)	JGSMX	0.94	Loomis Sayles Small Cap Growth (N)	LSSNX	1.00
Int'l				MassMutual Small Cap Gro Equity (I)	MSGZX	1.02						
	DFA Large Cap International (I)	DFALX	0.32	Vanguard Total Intl Stock Index (I)	VTSNX	0.23	Vanguard Total Intl Stock Index (Adm)	VTIAX	0.31	Fidelity International Index	FSPSX	0.22
	Vanguard Developed Mkts Index (Instl)	VTMNX	0.19	MFS International Intrinsic Value (R6)	MINJX	0.76	MFS International Growth (R6)	MGRDX	0.90	Dodge & Cox International Stock (X)	DOAFX	0.70
RE				Invesco Developing Markets (R6)	ODVIX	0.99	American Funds New World (R6)	RNWGX	0.77	Amer. Funds New Perspective (R6)	RNPGX	0.59
	DFA Real Estate Securities (I)	DFREX	0.32	Vanguard Real Estate Index (I)	VGSNX	0.25	Vanguard Real Estate Index (Adm)	VGSLX	0.32	Amer. Funds New World (R6)	RNWGX	0.75
Total range of fund fees (as of 05/22/23)			.16-.78%				.18-1.02%				.24-1.03%	.20-1.00%
SDBA	Schwab PCRA	Fees vary		Schwab PCRA	Fees vary		Schwab PCRA	Fees vary		Schwab PCRA	Fees vary	

## RIC 403b At-A-Glance (page 3 of 3)

### Investments – American Fidelity, Equitable, National Life Group, Security Benefit

For the providers listed below, products vary and may include multiple fund offerings within the product shown. The State of Iowa does not guarantee investment returns.

**Note:** Fees shown below are in addition to fund management fees charged by the fund managers (if applicable). Individual fund fees are available directly from the provider.

Provider (product name)		Annual Fees	Asset Based Fees	Advisor Fees	Managed Account Fees
<b>American Fidelity</b> AF Choice Fixed Annuity		0	0	0	NA
<b>Equitable</b> Equi-Vest Series 901 Strat 403b		\$30	.90%	0	NA
<b>National Life Group</b> Guaranteed Group Annuity		0	0	0	NA
<b>National Life Group</b>	NLG Bal Opps Freedom Core Fund Lineup	\$25	.25%	.50%	NA
	NLG Bal Opps Freedom Managed Accounts	\$25	.20%	.50%	.25%
<b>Security Benefit</b> Advisor Mutual Fund Fee Based Option		\$35 (accts less than \$50,000)	.25%	.32%	.60-.96%